



Award winning newsletter! National ARS Silver Medal 2004

Rose Lore

Mesa-East Valley Rose Society

Affiliated with the American Rose Society

Dona L. Martin, Editor

www.roses4az-mevrs.org

March 2006

**Thursday
March 9th, 7 p.m.
MCC Elsner Library**

*****Special location
for this meeting only!
Our March Meeting is in
LB300 - 3rd Floor of Library**

“Rose Culture In Pots”

With Heidi and Terry Leavitt

The Leavitts are among the most successful and knowledgeable rosarians in the Valley, as well as award winning exhibitors, ARS judges and Consulting Rosarians.

Bring in your soil sample for pH testing during our meeting!

See page 3 for instructions.

Bring a friend and all your rose questions and concerns.
See you there!

More About Our Speakers...

Terry and Heidi Leavitt have been growing roses for about fifteen years and due to limited land space and an “obsessive compulsive disorder called rose mania”, many of their 350 roses are grown very successfully in pots. In this presentation, they will show us their planting method and share their fertilizing and watering techniques, for not only growing queens, but beautiful garden and landscape plants.

The Leavitts also do installation and regular maintenance on a large number of private rose gardens around the Valley.

ROSE GARDEN TEE SHIRTS HAVE ARRIVED!!!

Tees will be available before the meeting and at the break for you to pay for and pick up your order on Thursday, March 9th. Short sleeve tees - \$12.00; Long sleeve tees - \$18.00; and Polos - \$22.00. Cash or checks payable to Mesa Test Gardens will be accepted! See you at our Thursday meeting.

Carol Poe, Volunteer Coordinator

MCC ROSE GARDEN UPDATE

The 7000 rose bushes at the Mesa Community College Rose Garden have been pruned and about 3/4 of the garden has been mulched! We will be spreading mulch at the monthly Deadheaders meeting on Saturday, March 18th at 8:00am, if any of you are able to join us.

We appreciate those members of the Rose Society who took time away from tending their own roses to help care for the MCC Garden. A special thanks to those Consulting Rosarians who gave excellent demonstrations to the many members of the community who came to the MCC Garden to learn pruning techniques and stayed to help us prune.

Over 450 people in the 8 weeks signed our weekly registration sheets. We never had fewer than 50 volunteers on any Saturday and several times had 100. We estimate there was a total of 650 people involved doing 2400 hours of volunteer work.

A special thanks to LeRoy Brady and Marylou Coffman who contributed in so many ways. Kudos to Phyllis Humphry, who always brought the Krispy Kremes and coffee, as well as garden tools to loan. Michelle Downin did a splendid job welcoming the participants, registering them and giving free tickets for the raffle she was in charge of.

Several new people joined the Rose Society and 23 people signed up to become Deadheaders. There were 70 people who enjoyed the submarine luncheon sponsored by MCC on Saturday the 25th of February.

Thanks, Mesa-East Valley Rose Society members, for all you do to make this Rose Garden Partnership with MCC a success. This is a huge undertaking, but with each of us contributing what we can, the MCC Rose Garden has become something we can all take pride in!

What's inside this issue...

President's Message - Steve Sheard	2
Sweet or Sour Soil / District Convention	3
Consulting Rosarians Corner - Steve Sheard	4
Rose Care For March - Dona Martin	5
Roses In Review 2005 - Paul Van Gundy	6
Matsuri Festival & Royetta - Dona Martin	7
“Desert Blooms” Event Calendar	8
What Is The PSWD? - Heidi Leavitt	9
MCC Pruning Update/Rose Video	10
Membership Form***	11
Officers/Consulting Rosarians	11

MEMBERSHIP DISCOUNTS

The following nurseries will give MEVRS members a 10% discount (unless otherwise indicated) on any rose-related purchase when you show your membership card. In some stores you must pay by cash or check only to receive the discount. **Be sure to get your annual Membership Card from the Membership Chairman.**

A & P Nurseries

All three East Valley locations
(15% off all products, except
Advertised Specials.)
Pine needle much now in stock
2601 E. Baseline Rd.
480-892-7939

Baker's Nursery
3414 N. 40th St., Phx

Berridge Nursery
4647 E. Camelback Rd., Phx
Potted roses always in stock!

Gardener's World
3401 E. Baseline Rd., Phx

Harper's Nursery
Three locations:
Mesa, Scottsdale and Phx

Summer Winds Nursery
3160 S. Country Club Dr., Mesa
480-892-1469

**When you patronize
these businesses, please
remember to thank the
manager for supporting
the MEVRS!**

President's Message by Steve Sheard

As of this writing, our March Meeting will be in LB300 on the 3rd floor of the Paul Elsner Library. We will have signs to direct you.

THANK YOU to all those who helped prune our MCC Rose Garden this year. We all had a good a time talking roses to others and learning more ourselves. It even helps to find out what to do when we have a rose bush that does not grow by the book!

March is month of preparation for the Spring rose season. The big events are in April, a very busy month. We will have **two local rose shows**, the Phoenix Rose Society Rose Show on April 1st and the Scottsdale Show on April 8th. We then have the **PSW District Convention, April 13th-16th.**

Our **Annual Rose Garden Tour** will follow the convention on **Saturday, April 22rd.** The tour, starting at 10 am at the MCC Garden, will be self-guiding, which allows more flexibility for participants schedules and interests. Maps will be available there, as well as tickets. There will be a larger number of gardens this year, spread across the southeast valley, but will end up at the Martins for the optional dinner, catered by **Joe's Real BBQ** of Gilbert. The tour only will be \$10 and the tour and dinner will be \$20, both prices per person. Please collect copies of our Garden Tour flyer from the next meeting and post it at work. Give it to everyone you know and help make it a success.

We are coming up to election time for the officers of the board. We are always interested in having someone new join us and provide a different perspective. This year will be a big shuffle as many of the board members have held their office for two years. (Our By-Laws limit a person to a maximum of two years in a single office). We will be forming a nominating committee. If you are interested in either being on the nominating committee or running for the board, please speak to any of the current board members.

Rose Hybridizing Meeting: Last month Bob Martin put his own special touch to Judy Singer's presentation on "Rose Hybridizing" and offered some useful tips. We have a small group that is meeting about every two months to work on propagating and hybridizing in a little more detail. We will meet again on Tuesday, April 4th, where we will do some hands on hybridizing. We will pick a "Mother" and a "Father", collecting pollen from the stamens and then putting it onto the pistils. We will meet at the MCC rose garden at 6:00 pm. Anybody interested in joining us is more than welcome.

Soil testing: We will provide soil pH testing at our March meeting. Bring a sample in a small bag with your name on it. See my article on how to collect your sample.

For those enthusiasts who want to test multiple beds, test strips can be ordered from: <http://www.markson.com>, 336 E. Montgomery Street, Henderson, NC 27536-4618. Tel 800-528-5114, fax is 800-858-2243. sales@markson.com. The recommended test strips are: [Whatman Brand pH Indicator Paper Type CS Resolution Integral Comparison Strips, 11 x 110 mm, 200/pkg pH 5.2-6.8](#)
See the full article on Sweet

(Continued from page 2)

Sweet or Sour Soil

Steve Sheard, ARS Consulting Rosarian

Bring a cup of soil from your rose bed to the meeting on March 9th and we will test it for the pH level. Get the right soil pH, slightly acidic as opposed to alkaline, and your roses will PERFORM!

Take a spoon full of soil, from 2 inches below your mulch, from various parts of your rose bed and mix it together in a baggie. Put your name on the baggie with a permanent marker. Turn your bag of soil in at the beginning of the meeting. During the meeting we will test the soil for pH level and let you know before you go home what the pH is and what you can do to adjust it. We will do ONE free test per garden.

Roses will grow in a variety of soil conditions, but even like us, the right conditions will create peak performance. Ken Jones of the West Valley Rose Society has been offering soil testing to their club members for a few years and I felt it was worth bringing this to our society.

The American Rose Society Consulting Rosarian Reference Manual states a slightly acid soil with a pH of 6.0 to 6.5 is generally considered ideal for growing roses. (Roses will grow in the range 6.0 to 8.0). The pH measurement scale has 14 levels, with a pH of 7 being neutral. We test the soil to determine the degree of acidity or alkalinity. Below pH 7 is acid soil and above pH 7 is alkaline soil.

Do not assume that a pH reading of 7.0 is only 2 points above a reading of 5.0. Actually, 7 is 100 times higher than 5.0. Let me explain. Each number is 10 times as high as the number below. This means a pH of 6.0 is 10 times higher than 5.0, and 7.0 is 10 times higher than 6.0. That is the reason 7.0 is 100 times higher than 5.0. The pH scale is logarithmic. Now let's look at

why the pH level in your soil has a major effect on the plants you grow.

The availability of plant nutrients is directly controlled by the soil pH level. Nitrogen, potassium, and most other nutrients can become tied up in the soil and unavailable to the plants where the pH is too high or too low. The best pH level that is good for blackberries won't be the same as the best pH for growing your rose bushes.

The majority of the soil in the East Valley is alkaline, often with levels above 8.0. The water we use is also very alkaline. (It is unusual to find soil in the East Valley with a pH lower than 6.0 – unless the gardener has been OVER amending with Sulfur.) Rose beds built with the general recommendations should have a pH between 6.0 and 7.5.

Sulfur moves through the soil very, very slowly. It is best to use soil that has been specially prepared to move through the soil. These products are Dispersul and Tiger Brand Soil Sulfur, which also contains 22% chelated iron.

See the following for recommendations on how to lower or raise the pH in your garden.

Sulfur recommendations

At a pH above 7.0 but below 7.5, apply 1 pound of sulfur per 100 square feet.

At a pH above 7.5 but below 8.0, apply 2 pounds of sulfur per 100 square feet.

At a pH above 8.0 but below 8.5, apply 3 pounds of sulfur per 100 square feet.

Limestone recommendations:

At a pH below 5.5 add 3 or 4 pounds of limestone per 100 square feet.

Wait twelve months and test your soil again before adding more lime or sulfur.



“Desert Blooms” Annual PSWD Convention

April 13-16, 2006 Scottsdale Arizona



Wahoo! It's convention time again! This well-funded and planned convention, sponsored by the Rose Society of Glendale, will be held in the heart of the "Old West," Scottsdale, Arizona. The place to hang your hat and tie up your horse is the **Scottsdale Plaza Resort**. Lush grounds are set against a backdrop of red rock mountains, fabulous facilities and endless amenities. Always the highlight of any convention, the rose show will be held on Friday and will be open through Saturday, 1pm. A fantastic garden tour is scheduled for Saturday morning of five Paradise Valley/Scottsdale estates. This will be followed by classes on arrangements, photography and hybridizing. Don't miss the Saturday night Awards Banquet, with mingling rosarians before and after. Get your registration in by March 15th for the early bird discount! **See Convention Event Schedule on page 8 and go to the Rose Society of Glendale website for Convention Registration form at: www.roseglenaz.com.**

(Continued on page 8)

Consulting Rosarian Corner

By Steve Sheard, Consulting Rosarian.

I am going to start on a new series of monthly articles where I will pick one of the products we recommend for use on our roses. I will attempt to put in "layman's words" what it is, what it does, how to use it and, most of all, testimonials from people who use it regularly.

Messenger – "Booster Shot" for plants

What is it: The active ingredient of Messenger is a protein called harpin. In the late 1980s, Zhongmin Wei, a Cornell University scientist, discovered that when a plant detects this naturally occurring protein, an early-warning system triggers the plant's protective systems. As a result, the plant acts as if it's under attack. Since there's no disease to fight off, the plant responds with increased growth and vigor. The Environmental Protection Agency approved Messenger for commercial use in April 2000.

What does it do: Messenger triggers the plant's inherent ability to fight off disease, eliminating the need for a pesticide to kill an aphid or a fungicide to fight off a disease. This is a great product for those who want a pesticide free garden. You will still get aphids but the damage is not significant.

How to use it: The best way to use Messenger is to spray it on your plants. Fill your sprayer with one gallon of water. Adjust the pH to about neutral (using Indicate 5 or similar product). Mix one 0.12 oz packet into the one gallon of water. Give all your plants a light soaking; this should treat 500 to 1000 square feet. (I use 3 gallons on 150 roses, plus all my bedding plants and fruit trees). May be repeated every three weeks from March through November.

Testimonial: Retta Marconi-Dooley considers it her "Booster Shot" for her roses and believes it has made a significant difference in her roses. Mike Jepsen has been using it for three years and considers that it has truly helped his roses and given them more vigor. I have used it periodically; when I do, I find that the roses have more strength. Bushes that previously had weak necks did not have them. Bushes hit by spider mites seemed to bounce back more quickly.

Where to buy it: MEVRS now stocks the 0.12 oz single use packets. Ask Mike Jepsen. ARS members also get a special discount from product purchased on their website.

More product information:

<http://www.edenbio.com/usa/homeproducts/>

9th Annual Arrangement Workshop

Sponsored by the
**Fair Friends of Roses
Rose Society**
Saturday, March 11, 2006
10:00 AM – 3:00 PM

Floriculture Building
Ventura County Fairgrounds
10 W. Harbor Blvd.
Ventura, CA 93001

"How To Arrange Semi-formal and Informal Place Settings"

Guest Teachers:

**Mary Lou Coffman
and Helen Baird**

ARS Judges from Arizona

What to bring:

- Warm clothes
- clippers
- place settings for two people
- glassware (cups, saucers, mug or wine goblet)
- Tablecloth (card table size)
- Container for flowers – (any type not too large)
- Accessories (candles, etc. if you wish)
- No flatware

Fair Friends of Roses will provide:
flowers, greens, coffee, Danish and lunch

Send \$20 by March 6, 2006 to:
Barbara Schneider
253 McKee Street
Ventura, CA 93001
(805) 648-7322
Barbara or Sue

Rose Care for March 2006

By Dona Martin, ARS Consulting Rosarian

By now those lifeless looking sticks called "bare root roses" you planted in January or February should have started to put out healthy new growth to hold up the first beautiful blooms of the new season. Those roses from previous years, pruned and old foliage removed, should be putting out new canes as well. New bushes that do not show growth should be covered with wet forest mulch, which can be held around the canes by a plastic or paper grocery bag. Keep it wet to see if it is not too late for the buds to sprout out. If there is no growth in a week to ten days, you might want to consider replacing it with a potted rose. Potted roses can still be planted through March and are available locally, as well as from our other vendors like MerryGro.com and K & M Roses.

Irrigation: Deep water once a week with flood irrigation. If you drip irrigate, do so two to three times per week, depending on temperature changes. The amount of water applied should be 3 to 4 gallons of water per bush each drip irrigation cycle. Use this time to make sure all drip heads are clear and have the proper flow before the plants fill in with new growth.

It is also a good time to consider using adjustable drip head, "shrubblers", which allow you to adjust for the individual size rose, the water pressure and the porosity of the soil.

Fertilizer: Now is the time to push growth to have the best and biggest blooms for April, especially if you plan to exhibit in our spring rose shows. Use a liquid fertilizer early in the month, such as MiracleGro or Magnum Grow. Fish emulsion used later in the month, when buds are about pea-sized, will help add color to the blooms because of its high micro-nutrient content. We like Safer brand fish emulsion as it has less oil content and smells for a very short time compared to others. Use 1 Tablespoon per gallon of water. The amount to be applied for roses in the ground: 1½ gallons – hybrid teas & grandifloras; 1gallon - floribundas; ½ - gallon miniatures. Potted roses should be given ½ this rate every 10 to 14 days. Note: If this sounds too complicated, consider a good inorganic granular fertilizer, like Organo Super Rose Food or Bandini Rose Food, at the rate of 1 cup per large bush and ½ cup per small bush. Use ½ this rate for potted roses and apply once each month. The time-release fertilizer Osmocote is another alternative.

However, with our weather and soil, feeding should be repeated every two months instead of three months, as in the instructions.

Insects: Watch for aphids this month. Either hose them off the bush with water 2-3 times per week or use a good insecticide like Orthene or Fertilome Systemic Insecticide at the labeled rate. We also recommend Bayer Rose and Flower Insect Killer or the Bayer combination products, as long as the active ingredient is imidocloprid, known commercially as Merit. These products will also help keep down the population of thrips, which do their damage to the blooms before they even open. Thrips are so small they can hardly be seen and tend to be more attracted to light colored blooms. It is effective to use a handheld spray bottle of insecticide and to spray each bud directly, rather than spray the whole plant. This spraying of the buds makes the most difference in the quality of the blooms by eliminating unsightly, brown damage to the petals.

Diseases: You should continue to spray at regular intervals for powdery mildew, using a good fungicide to prevent mildew from taking hold. These include Funginex, Immunox and Banner Maxx, alternating products to prevent insects from becoming resistant. Powdery mildew looks like a white, dusty film on the leaves, especially on new growth, and causes the edges to curl somewhat. In Arizona, we very rarely see black spot or downy mildew, which is a great trade off for having to water more than other parts of the country!

You can mix your spray fertilizer and pesticides with our recommended products Messenger and Response, with of which greatly strengthen your foliage.

Finally, don't forget to mulch! This is one of the best investments in fighting our hot summers and it is a lot easier to do it this time of year. Use a minimum of 3-4" of a good forest mulch, spreading it evenly around the full area of your beds. This will help keep soil temperatures lower, hold in moisture and helps prevent weeds as well. Another alternative is using pine needles, such as those from White Mountain Pine Needles, carried by A & P Nurseries. In addition to the above benefits, as the pine needles break down, they help to correct our alkaline soil, making it slightly more acidic. They also break down more slowly than forest mulch and do not float away when using flood irrigation. We cannot stress too much the importance of mulching all your planting beds!

PSWD Roses In Review 2005 by Paul Van Gundy

TOP LARGE ROSES - Garden Ratings

Rank	Variety	Class	Reports	Rating
1	Hot Cocoa	F	33	8.22
2	City of San Francisco	F	11	8.20
3	Cajun Moon	HT	16	8.18
4	Cajun Sunrise	HT	10	8.09
5	Be-Bop	S	11	8.04
6	Marilyn Monroe	HT	41	7.99
7	Lovers Lane	HT	8	7.96
8	Midnight Blue	S	13	7.95
9	William Shakespeare 2000	S	9	7.94
10	Day Breaker	F	14	7.91

TOP MINI ROSES - Garden Ratings

Rank	Variety	Class	Reports	Rating
1	Butter Cream	MinFl	11	8.48
2	Erin Alonso	Min	12	8.46
3	Dancing Flame	Min	12	8.37
4	Bee's Knees	Min	20	8.28
5	Dr. John Dickman	MinFl	11	8.21
6	Neon Cowboy	Min	11	8.16
7	This Is The Day	Min	8	8.14
8	Breath of Spring	Min	8	8.07
9	Sam Trivitt	Min	16	7.79
10	Baby Boomer	Min	13	7.78

TOP LARGE ROSES - Exhibition Ratings

Rank	Variety	Class	Reports	Rating
1	Cajun Moon	HT	16	8.58
2	Pasadena Star	F	12	8.49
3	Marilyn Monroe	HT	41	8.42
4	Cajun Sunrise	HT	10	8.11
5	William Shakespeare 2000	S	9	8.10
6	City of San Francisco	F	11	7.91
7	Falstaff	S	8	7.84
8	Lovers Lane	HT	8	7.74
9	Hollywood Star	HT	8	7.71
10	Hot Cocoa	F	33	7.65

TOP MINI ROSES - Exhibition Ratings

Rank	Variety	Class	Reports	Rating
1	Dancing Flame	Min	12	8.64
2	Bee's Knees	Min	20	8.60
3	Butter Cream	MinFl	11	8.59
4	Dr. John Dickman	MinFl	11	8.54
5	Conundrum	MinFl	9	8.52
6	Erin Alonso	Min	12	8.51
7	Sam Trivitt	Min	16	8.16
8	Breath of Spring	Min	8	7.95
9	This Is The Day	Min	8	7.90
10	Doris Morgan	Min	8	7.82

Results are based upon a minimum of eight reports for a given rose, throwing out the anomalies in ratings.

Matsuri at Heritage Park, Phoenix

By Dona Martin

"Matsuri" means a traditional Japanese Festival, which was held this year at Heritage Park in Phoenix. It included an Ikebana Arrangement Exhibit. Mesa member **Royetta Marconi-Dooley** participated, entering one arrangement this year with Ikebana of AZ. Wrong time of year to use roses, but Royetta contributes excellent arrangements to our shows.

The renowned Asian Art Collection at the Phoenix Art Museum was the source of inspiration for the arrangements in the competition. The Phoenix Art Museum boasts more than 2,700 Chinese, Japanese, Tibetan, Indian and Southeast Asian artworks, spanning centuries. The participants included professional floral arrangers, members of garden and flower clubs, members of the arrangers group, Ikebana of AZ, and individuals. Each entrant had to choose a piece of art in the museum and interpret it in flowers. The Japanese word *ikebana* literally means "the arrangement of living materials in water."

Royetta chose the triple cloisonné vase in the Asian Wing, her favorite piece in the wing. This piece is a joining of three vases into one body. Royetta told of her experience in participating in this annual event:

"I didn't do a traditional Ikebana arrangement, but I'm pleased with how it turned out. I used deep purple carnations for the black part of the vase with white spider mums and white alstroemaria to mimic the white flowers on it. I used white carnations for the vase next to the black vase. I used white alstroemaria and pink diasma as accents on that vase and the pink diasma to mimic the band in the base of the neck of that vase. The third vase is pink carnations with seeded eucalyptus as the accent. The necks of each base are equisetum (commonly called horsetail or rush). It took me all day Wednesday to construct, but it was worth it."

Ikebana of AZ holds an annual exhibition at the museum in March. Royetta hopes that some of our talented MEVRS arrangers enter arrangements next year.




Be sure to go to the website to see these vases and arrangements in color!



ARS Pacific Southwest District Convention 2006

Sponsored by the Rose Society of Glendale AZ

“Desert Blooms”



Hotel reservations are to be made directly at the Scottsdale Plaza Resort, at 1-800-832-2025. Be sure to mention the code word “roses” or name of the event to get the discounted room rate of \$109 per night, plus tax and resort fee.

Schedule of Events

Time to register for our upcoming annual district convention and rose show! This fun and educational event will be held at the Scottsdale Plaza Resort at 7500 North Scottsdale Road. It is not held in Arizona very often, so this is a great chance for those who cannot travel outside the state to enjoy this special meeting and huge rose show! Registration form is included in the newsletter and also available on our website! Put this on your calendar.

Thursday, April 13, 2006

4 pm - 9 pm Registration Lobby

7 pm -10 pm Hospitality Night cash bar, JD's Terrace

Friday, April 14, 2006

4 am - 9:30am Exhibitor Prep Ballroom E,F

5 am Exhibitor's Coffee Ballroom E,F

9 am -10 am Judges Coffee GardenTerrace

10 am-1 pm Rose Show Judging

11 am – 6 pm Vendors Ballroom E,F

1 pm - 6 pm Rose Show Open Ballrooms

1 pm – 2 pm Judges Luncheon Las Palmas A, B

1 pm – 2 pm Hort Judges Meeting Las Palmas

2 pm – 3 pm Arrangement Judges Meeting Las Palmas A,B

3 pm - 4:00pm Trophy Presentation Ballroom

4:15 pm - 5:15pm CR Meeting LasPalmas A, B

5:15 pm - 6:15pm Presidents Council Las Palmas A,B

Dinner On Your Own

Saturday, April 15, 2006

8 am – 1 pm Garden Tour

9 am - 1 pm Rose Show Open Ballroom A,B,C,D *

1:30 pm - 3:30pm Arrangement Class Las PalmasA,B

1 pm – 3 pm Tear Down Rose Show Ballroom A,B,C,D

1:30pm - 2:30pm Photography Class El Teatro

2:30pm - 3:30pm Hybridizing Class El Teatro

4 pm Raffle - must be present to win Lobby

6 pm - 7 pm Happy Hour & Surprise Lobby / Cash Bar

7 pm - 11 pm Awards Banquet Ballroom A,B,C

7 pm - 8:15pm Dinner Ballroom A,B,C

8:15pm - 9:00pm Award Presentation

9 pm - 9:30pm Wild Rose

Sunday, April 16, 2006

8 am - 10:30am District Breakfast Meeting La Valencia

What IS The Pacific Southwest District? By Heidi Leavitt

This article was written for our members to know and understand about the Pacific Southwest District of the American Rose Society. Many members in local rose societies have no idea what this is, that it exists and that we are all a part of it. I hope the following information explains the District better.

The Pacific Southwest District of the American Rose Society was designed to bring all rose societies and rose enthusiasts within a specific geographical area together. It is not a rose society in and of itself, nor is it autonomous, but is a part of the American Rose Society. The objective, which is written on our district website, is as follows: "District Objectives are the encouragement of amateur and professional rose horticulture, while increasing the general understanding of and interest in all aspects of roses, such as growing, hybridization, exhibiting, judging and history. Further, to improve the standard of excellence of the National Floral Emblem of the United States of America for all people."



The American Rose Society has divided the country into regions and districts. The nine regions are structured by zip codes. The 18 districts are by aligned by a combination of horticultural practices, history of the area and population. Some district boundaries are in more than one region. Our district consists of Southern California, Arizona, New Mexico, Las Vegas

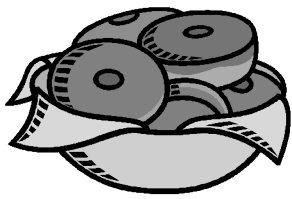
and El Paso, Texas. California and Nevada are part of Region 9, which extends through the northwest and Hawaii. Arizona, New Mexico and El Paso are part of Region 8, which extends through the Rocky Mountain area. The current Pacific Southwest District Director is Mesa-East Valley Rose Society member, Bob Martin. Arizona's current Regional Director is from Denver. Our most recent past District Director was Steve Jones of California, current ARS Vice President and President-elect.

One of the functions of the district is to coordinate and inform everyone of events occurring within the district area, as well as national events. There are many articles and links on the award-winning district website, www.pswdistrict.org, as well as local society listings, rose shows and show results. There are also Consulting Rosarians listed who are available for questions. New information is posted regularly.

The PSWD functions similarly to a regular rose society, having officers and committees. District officers are elected by current area members of the American Rose Society, who also elect the national officers. Committee chairmen are appointed by the current District Director. The annual convention is hosted by local societies within the district and usually held in the spring. A general district business meeting is held as a breakfast meeting and all rosarians are welcome to attend. There is a charge for the breakfast, as it is held at the convention hotel, but not to attend the business meeting.

This year we are very fortunate to have the Rose Society of Glendale, hosting the annual District Convention. It is being held at the Scottsdale Plaza Resort from April 13th through the 16th. We would especially like all area rose enthusiasts to attend the rose show, either by showing or just attending the show to see all the beautiful roses grown throughout the District. There will be educational seminars, a garden tour and an awards banquet. To see specific details about this event visit www.roseglenaz.com.

If you're not a computer person, feel free to ask any Consulting Rosarians at the local meeting about this fantastic event. If you are a computer person, I highly recommend you go to the district website and learn about our district and the vast educational information available to you through this website. We hope to see you all at the convention in April.



**Refreshments
for the
March Meeting
Dona Martin
And other
Board members**

**If you would like to
volunteer, please contact
Terri Sovereign at
(480) 892-0972.**

**Thanks to all those who
contributed refreshments
last year and for those
who have signed up for
2006!**

Don't forget to pick up your copy of our one hour
rose care video:
“Caring For Roses in the Desert”
Starring Mike Jepsen

Professional Agricultural Consultant and ARS Consulting Rosarian
Mike Jepsen demonstrates Spring pruning and cleanup,
planting both bare root and potted roses,
various products and methods of fertilizing,
insect and fungus control and
the benefits of using the water wand.
The end result? See for yourself!

Award winning roses!
Video is available at meetings and pruning
demonstrations for \$15.00.

Video filmed over four months, from January through April, by
Madge Thomas, in the Mesa garden of Dona Martin, with over 500 roses.

**Also available, our 55 page booklet
*Growing Roses in the Desert Southwest***

Compiled by Dona Martin from award-winning articles and information
gathered by growing and exhibiting hundreds of roses of all types and
varieties. Includes illustrations and photographs.
\$10.00 + \$3 S/H if mailed.

ARS National Convention Schedule

Join the **American Rose Society** and join us at
these great events! Meet rosarians from around the
country, see area gardens and attend educational
seminars, so it's tax deductible!

June 21 - 26, 2006
2006 ARS Spring National Convention & Rose Show
- Bellevue Doubletree Hotel
Bellevue, WA (Seattle area)
Contact: Kenneth Sheppard
206-883-6197 / ksheppard@sksp.com

July 21 - 23, 2006
2006 All Miniature Rose Show & Conference
Wyndham Harrisburg-Hershey
Harrisburg, PA
Contact: Glenn Smith / 717-938-9991
rosyrbmlns@aol.com / Website:
www.yorkarearosesociety.com

October 13 - 16, 2006
2006 Fall National Convention & Rose Show
InterContinental Dallas Hotel
Dallas, TX
Contact: Claude & Pam Graves
972-234-5184 / 972-907-8198 (fax)
claude.graves@comcast.com

May 4-6, 2007
2006 All Miniature Rose Show & Conference
Charlotte, NC

June 28 - July 2, 2007
2007 ARS Spring National Convention & Rose Show
Radisson Riverfront Hotel
St. Paul, MN
Contact: Norma Booty
952-432-4313
applerose44@hotmail.com

Mesa- East Valley Rose Society

You or your recipient will receive our monthly 8-12 page newsletter, local nursery discounts and more. **Membership is \$20, due June 1 of each year.** This is for a single or family unit living at the same address. New members joining after September pay \$5 per quarter, from quarter joining through the following May, payable in full at month of joining. Please bring your completed application and payment (please make check payable to **MEVRS**) to a meeting or mail to:

MEVRS/Membership, P.O. Box 40394, Mesa, AZ 85274-0394

Date _____ New _____ ***Gift*** _____ Renewal _____ Amount Paid _____
 Cash _____ Check# _____

Names: _____

Address _____

City _____ State _____ Zip _____

Phone (_____) _____ **E-mail address** _____

Yes! I would also like to join the national organization with which we are affiliated, the American Rose Society, for which I will receive the monthly *American Rose* magazine, the December *American Rose Annual*, the "Handbook For Selecting Roses" and more! I am including in my check an additional amount of \$37.00 for a one year membership.

****Please note! By joining the ARS through the local society, \$5.00 of the cost will come directly back to us. Thank you for your support!**

Standing Committees

Consulting Rosarians

Audit..... *Theresa McGaughy 480-491-8443
 Historian..... Stephanie Pietz..... 480-969-3398
 *Evelyn Gannon..... 480-857-3090
 Hospitality *Terri Sovereign 480-892-0972
 Candee Raper..... 480-736-1120
 Librarian and Alice Flick..... 480-839-4563
 *Cathy Pirch..... 480-812-8960
Lib. Assistant..... Donna Dibble 480-380-4592
 Membership..... *Jo Ann Erickson..... 480-890-1480
 New Member Orientation
 Donna Dibble 480-380-4592
 +Newsletter, Editor..... Dona Martin 480-807-3475
 +Member Emails Madge Thomas..... 480-834-1130
 MCC Test Garden..... LeRoy Brady..... 480-962-9603
 Marylou Coffman..... 480-926-3064
 *Steve Sheard 480-831-2609
 +Publicity..... Lynn Milner 480-503-4508
 Rose Garden Volunteers . Carol Poe** 480-895-7793
 *Phyllis Humphry**..... 480-529-8172
 Ways & Means Mike Jepsen 602-312-1813
 Bruce Gannon..... 480-857-3090
 +Web site Dona Martin 480-807-3475
 +RS Communications, Liaison Pam Thuillez
 *Board Member Liaison
 **Volunteer Coordinators

Larry Bell* (Ahwatukee Foothills).....480-706-9667
 Helen Baird*(NPhx, Scotsdale).....602-953-0279
 LeRoy Brady* (Mesa)480-962-9603
 Jeannie Cochell (NE Valley)jcochell@cox.net..... 602-493-0238
 Marylou Coffman* (Gilbert) 480-926-3064
 Jo Ann Erickson (Mesa)..... 480-890-1480
 Phyllis Henslin (Mesa, Apache Jct.) 480-807-3592
 Millie Hisey* (Apache Jct-winter)..... 480-288-0472
 Carole Holkenbrink (Chandler) 480-962-8227
 Michael & Cindy Jepsen (Tempe) 602-312-1813
 Ken & Peggy Jones (West Phoenix) 623-931-5004
 Arveda Larson* (Scottsdale)..... 602-953-3832
 Terry* & Heidi* Leavitt (Phoenix)..... 602-971-0179
 Dave* & Gerry* Mahoney (Glnl/Peoria) 623-581-3756
 Bob*# & Dona Martin (Mesa/Gilbert)..... 480-807-3475
 Rod McKusick (Mesa) 480-924-4454
 Nelson Mitchell* (Peoria) 623-412-1586
 Steve Sheard (Tempe, Chandler)..... 480-831-2609
 John F. Green (Tucson) 520-795-2964
 Margaret "Peggy" A. Hughes (Prescott)..... 928-541-0265
 Cathy Rose (Tucson)..... 520-722-0010
 Terry Schick (Flagstaff)..... 928-853-0653
 Liz Strong (Tucson)Lizzie441@comcast.net..... 520-797-7890
 Terry Swartz (Tucson)..... 520-623-8285

*ARS Judge
 #PSW District Director

Meetings are held at 7:00 pm on the 2nd Thursday of each month at
Mesa Community College:
Paul Elsner Library Community Room
1833 W. Southern Ave., Mesa, AZ
New Member Orientation at 6:30 pm

Calendar of Events

Third Saturdays - 8 am Volunteer Care at MCC Rose Garden. Come for Spring Pruning Demonstration at 9 am and stay to practice with hands-on help.

March 7th - Tuesday - 7pm Board of Directors meeting

March 9th— Monthly meeting 7 pm - Heidi & Terry Leavitt - "Rose Culture In Pots"

April 1st - Phoenix Rose Society Rose Show, Phoenix College

April 4th - Rose Hybridizing Meeting at MCC - In the garden at 6 pm.

April 8th - Scottsdale Rose Society Rose Show, Sctsd Community College

April 13th - Monthly meeting—Mike Jepsen on garden care and more

April 13th-16th Annual Pacific Southwest District Convention at Scottsdale Plaza Resort

April 22nd - Annual Rose Garden Tour and BBQ - Get your tickets now!

Don't miss the District Rose Show, Friday 1pm through Saturday 4pm!

Check out the updated articles and pictures on our website:

www.roses4az-mevrs.org



*The Rose:
Our National
Floral Emblem*

All articles for the newsletter must be submitted to the Editor by the 20th of each month.

Mesa-East Valley Rose Society Executive Officers

President	Steve Sheard
1st Vice President	Cheryl Doan
2nd Vice-President	Jo Ann Erickson
Recording Secretary	Rose DeForest
Corresponding Secretary	Phyllis Humphry
Treasurer	Teresa McGaughey
Past-President	Evelyn Gannon

Board of Directors

Terri Sovereign
Royetta Marconi-Dooley
Pam Thuillez
Dona Martin
Cathy Pirch


Visit us at:

www.roses4az-mevrs.org

Rose Lore

Dona L. Martin, Editor
Mesa-East Valley Rose Society Inc.
PO Box 40394
Mesa, AZ 85274-0394

**ADDRESS SERVICE
REQUESTED**



*Developers of
The Rose Garden at Mesa Community College,
the largest public rose garden in
the Desert Southwest!*