



# Rose Lore

## Mesa-East Valley Rose Society

Affiliated with the American Rose Society

Dona L. Martin, Editor

www.roses4az-mevrs.org

November 2007

**Thursday  
November 8th, 7:00 p.m.**

**Monthly Meeting  
Paul Elsner Library  
Community Room, MCC**

**Bob Martin presents  
"Best New Roses for 2008"**

**PowerPoint presentation on the  
best new roses from the world's  
top hybridizers!**

**&**

**"Staging Roses For Show"  
Quick refresher on how to bring  
your blooms to our upcoming  
show and what to do  
when you get there!**

Friends and family welcome.  
Refreshments will be served.

Bring your rose questions  
and concerns.

### **K & M Nursery: My Visit with Jim & Daisy Mills** **By Ryan Regehr, Mesa-East Valley Rose Society**

I live in Chandler with my wife and three year old son. We have over 120 roses and plan to add almost thirty more this winter, which will put me at the maximum for my yard. When I began planting two years ago, I included five roses on Fortuniana rootstock as a trial, versus roses grafted onto Dr. Huey rootstock. It only took a year for me to see that the performance of roses on Fortuniana far surpasses that of Dr. Huey. As a result, I only plant roses grafted onto Fortuniana rootstock.



**K & M Nursery - Jim & Daisy Mills**  
**Our favorite source for great roses on  
Fortuniana root stock!**

My work for Nissan Technical Center North America (NTCNA) requires me to travel frequently to our Titan/Armada manufacturing facility in Canton, Mississippi. On a recent trip, I had planned to fly home on a Friday morning, but decided that I would stay late and go see K & M Nursery. This rose growing nursery is operated by James and Daisy Mills and is one of the few places that roses can be acquired on Fortuniana.

I left Jackson, Mississippi and drove 2 1/2 hours southeast to Buckatunna. The farm is located on a small country road and can be identified only by a sign in front of the house. After pulling into the driveway, I instantly knew I had arrived. Roses and greenhouses could be seen every where. I was met immediately by James and Daisy and their wonderful southern hospitality. James allowed me to tag along with him through his "rose farm". I had never experienced anything like it. Everywhere I looked, I observed numerous roses at various stages of development.

We began by walking through what was once his display garden. He has decided to no longer maintain this garden because his focus has shifted to exhibiting roses, his current passion. Unfortunately, this is a real loss; at its peak it was home to 1,000 roses, most of which were planted in rows on the side of a hill near the house. I could only imagine the beauty during a spring flush. Even with my untrained eye, I knew we were surrounded by many potential Queens on these enormous bushes.

*(Continued on page 3)*

#### **What's inside this issue...**

K & M Nursery Visit - Ryan Regehr	1, 3-5
President's Message - Dona Martin	2
Making the Most of Your Roses - Bobbie Reed, CR Atlanta	6
<b>Fall Rose Show Information / In Memorium: Paul Wright</b>	7
All AZ Banquet / Featured Speaker, Clair Martin	8
<b>Rosemania &amp; Horizon Roses MEVRS HOLIDAY BANQUET</b>	9
November Rose Care - Dona Martin	10
Membership Form - Give a gift of membership in the ARS!	11

## MEMBERSHIP DISCOUNTS

The following nurseries will give MEVRS members a 10% discount (unless otherwise indicated) on any rose-related purchase when you show your membership card. In some stores you must pay by cash or check only to receive the discount. **Be sure to get your annual Membership Card from the Membership Chairman.**

### A & P Nurseries

All three East Valley locations  
(15% off all products, except  
Advertised Specials.)  
2601 E. Baseline Rd.  
480-892-7939

### Baker's Nursery

3414 N. 40th St., Phx

### Berridge Nursery

4647 E. Camelback Rd., Phx  
Potted roses always in stock!

### Gardener's World

3401 E. Baseline Rd., Phx

### Harper's Nursery

Three locations:  
Mesa, Scottsdale and Phx  
480-964-4909 (Mesa)

### Summer Winds Nursery

3160 S. Country Club Dr., Mesa  
480-892-1469

### Treeland Nursery

2900 S. Country Club Dr., Mesa  
480-497-2525

**When you patronize  
these businesses, please  
remember to thank the  
manager for supporting  
the MEVRS!**

## President's Message by Dona Martin

It's rose show month! Always an exciting time, it means the peak of fall bloom is around the corner. Hard to believe after such a rough summer, but the roses are really starting to grow and look great. Our **51st Annual Rose and Arrangement Show, "Literature & Roses"** is Saturday, **November 17th**. We need lots of volunteers to **set-up the rose show** on Friday afternoon the 16th and to help in various capacities throughout the day Saturday until cleaning up, about 4 p.m. **The Pruning Demonstration** will be at 2:30 pm. Sharing the responsibilities of events like this gives us experience, new friends and more knowledge about roses. Please find several hours to help and return to roses a little of what they give us.

We actually have four rose shows to look forward to this fall. The Green Valley Rose Society Show on **November 4<sup>th</sup>**, our MEVRS Rose Show on **November 17<sup>th</sup>**, West Valley Rose Society show on November 24th and the All Arizona Banquet & Rose Show on **December 1st**. This is also a wonderful time to look at the many varieties of roses shown before you make your selections for planting next year. Remember, the roses all came from bushes that survived the summer and so are proven to be hardy for the valley.

The shows are also a great opportunity for **novice exhibitors** to enter roses. At our MEVRS show we will have a special table set up for the novice. There will be a veteran exhibitor on hand to help you get organized and show you how to groom your bloom to look its best. The day before the show or early on Saturday morning, cut a few blooms that look good and bring them to the show during the morning preparation and entry time. If it has good leaves, cut about a 12 to 24" stem, depending on the size of the bloom. If not, just bring it with a short stem and we will show you how to enter just the bloom. There is a category for everything, so if you think it looks good – bring it.

The **All Arizona Banquet Rose Societies Banquet and Rose Show** is being hosted by our society, although all societies work together to produce it. Tickets are \$25 and are available from **Marylou Coffman**, at our general meeting and at the rose shows. Get additional information on page 8.

Have a wonderful Thanksgiving and remember to spend a little time enjoying your roses. Then join us for the **MEVRS Annual Holiday Dinner on December 5th**, again this year at the Val Vista Lake Clubhouse. See page 10 for the scoop on this event! It was a sellout last year, so get your tickets early!

Bob and I are so lucky to still be here in Arizona, especially to participate in our shows and activities, but also to have avoided the problems in San Diego. As friends have asked, the fires did go through and burned some homes in neighborhoods we have looked at, particularly in southwest Escondido. We continue to count our blessings!

*(Continued from page 1) K & M Nursery*

In the heart of the display garden are the large Fortuniana plants that are used to provide cuttings for the rootstock. These plants are key to the K & M Nursery. (For more information on Fortuniana rootstock, please see Dona Martin's article "An Overview of Rosa Fortuniana Root Stock" on the MEVRS website, [www.roses4az-mevrs.org](http://www.roses4az-mevrs.org).)

Next, James and I moved to the greenhouses that contain the potted rootstock at different stages of development. The cuttings of the rootstock are placed in a special potting mixture and kept in the greenhouse until they have established roots. After this stage of development, the rose wood is grafted onto the rootstock by hand. This is where the rose variety they wish to propagate joins the rootstock and gains the characteristics of the Fortuniana plant. This grafting process is tremendously labor intensive and involves numerous instruments. Several cuts are made and the two parts are joined together to create the bud union. Once grafted and planted, the roses must be kept at temperatures below 90° F and in a highly humid environment.

K & M has hundreds of one gallon and three gallon roses of many varieties that are available for individuals to purchase. These particular roses must be kept off of the ground in order to prevent nematodes from getting into their soil. If nematodes are found during an inspection by the US Department of Agriculture, the roses are not allowed to be shipped. Most of K & M's sales occur in the early part of the year. In Arizona, however, we can plant in the fall in order to give the roses a jump start before the heat of summer ensues.



**Top right, fortuniana cuttings take root in small pots. Center, cuttings are transferred for grafting, shown here with Gemini. Left, all three stages can be seen and are in the misting greenhouse.**



Believe it or not, roses are not the highlight at K & M nursery (at least to those individuals who are not rose enthusiasts). The showstopper is James and Daisy's blueberries. They have several beautiful fields of this delectable berry. The blueberries are harvested at the end of May through the first of July. The harvesting, sorting and packaging of the berries all occurs on the farm.

If you ever have the pleasure of visiting James and Daisy, be certain to make a stop at the Buckatunna Café. Wow, they make really good southern food; ribs, chicken, potato salad and spectacular banana pudding.

*(Continued on page 4)*

*(Continued from page 3) K & M Nursery*

After our filling lunch, we returned to the farm and discussed the roses that I should add to my garden. James had many helpful insights into what I should be adding to my garden and ideas on possible future "bankers." Bankers are those varieties that are proven winners in rose shows.



**Grafted plants continue to mature, moving from 6" pots to one gallon pots. Some will eventually go to three gallon pots, but the larger plants are not available for shipping. They are sold to visitors at the nursery and when transported to regional meetings or conventions.**

**Below, plants ready for shipping are staged and inspected in a clear, open area prior to their special packaging.**





## Making The Most Of Your Roses: What Happens At The Show

By Bobbie Reed, ARS Consulting Rosarian,  
Greater Atlanta Rose Society  
Reprinted from 'The Phoenix' newsletter,  
September 2007

### Prepare Your Roses

Plan to arrive at the show at the beginning of the preparation period, so you'll have plenty of time and supplies to work on your roses. There will be experienced exhibitors around to show you how to do things, but remember, they have roses to enter, too—and at a high-stakes district show, they may be too stressed to be of much help until their own roses have been entered. Find a table, collect some vases, and set up your prep kit.

Put each rose into its own vase filled with water. Roses that fared poorly in transit can be discarded immediately or put into a bucket to be donated to the society to be sold or used in arrangements. Examine each rose quickly, put a completed entry tag on it, and verify that it has no obvious problems – it must be properly named, entered in the proper class, not have side-growth that needs to be removed, and not include part of a previous stem (stem-on-stem). These are all problems that will result in your rose being disqualified, and no one wants that, although it's happened to all of us!

### Improve the appearance of rose entries by:

Polishing foliage, removing any foreign substances (including insects), and removing or grooming any diseased or damaged leaflets;

Grooming the bloom itself, removing dust and insects, and gently encouraging petals into proper exhibition form (see below). Remove petaloids on open blooms (those deformed inner partial petals that hide the stamens) and oddly colored or shaped guard petals that detract from the bloom. Maybe you can even trim just the edges of petals to remove the brown damage that thrips leave behind. Practice this before the show!

Removing any side growth, cleanly—don't leave stubs or dark scars that will attract a judge's (negative) attention.

### Exhibition Form

For many classes judges look for exhibition form, or **exhibition stage** or queen of show stage. What is that? It's a rose partially open, with a swirl of petals around a central point, like this picture. Beware of the dreaded "**split center**" with two or more centers to the swirl—judges hate that! The outer petals should be evenly open, circular, and not drooping



below the horizontal plane.

Other classes call for roses that are "fully open" - these roses expose the stamens, which should be fresh, not black and crispy. Other classes call for **sprays**, which are defined as two or more blooms. That's blooms, not buds; a single

bloom plus a bud is not a spray. Each individual bloom should be fresh, the majority should be open and the **overall spray** should be rounded or even, from the top and from the



side, without a big hole in the center.

### Presentation

Adjust the stem in the vase so the rose is shown to best effect. Judges prefer straight, erect stems, and you can wedge Styrofoam in the neck of the vase to hold the rose into that position (be sure the wedge doesn't extend above the neck of the vase). Stem and foliage should be in proportion to the size of the bloom—one guide says that the stem above the vase should be 3½ times as high as the width of the bloom—so consider the height of the rose when you decide how tall to wedge it.


### Entries

Take your completed rose entries to the classification table, where they will be checked. With luck, they will find any additional problems there, rather than leaving them for the judges to discover. Be aware of the time and of when entries close. Ten o'clock means ten o'clock!

After all your roses have been entered, clean up your work area, donate any unused roses to the society, return your supplies to your car and see if you can help others to do the same.

### And Now For Something Completely Different

Then relax, have lunch and wait for the judges to do their thing. When the show opens, look for your roses and see how you did. Ribbons? Awards? And what roses won the big awards? Ask why they won, and you'll learn more about how to exhibit next time. Look for new and unusual roses you'd like to add to your garden. Bask in the glory of hundreds of roses. Now comes the best part—hang out at the show and talk to the public. They will be impressed with every rose there and you can tell them about your favorite rose and why they should grow it!



*In Memorium:*

*We are sad to announce the passing of one of Arizona's foremost Rosarians. Paul Wright, long time member of the Rose Society of Tucson, succumbed after a valiant battle against cancer. During that time he continued to travel to judge roses, to promote the Love of the Rose and also of the American Rose Society. Paul was a most loving, kind and generous friend to all of us and will be greatly missed. -Dona Martin*

**51st Annual  
Rose & Arrangement Show  
"Literature and Roses"**

**Saturday, November 17th  
at MCC Student Center  
1 p.m. to 4 p.m. Open to Public**

**Join us for setup on Friday  
afternoon at 4 p.m.**

**Pre-Show setup area opens  
at 6 a.m.**

**Show ends and is taken  
down at 4 p.m.**

**Please Join Us!!**

West Valley Rose Society Presents

**"All that Glitters Are Roses"**  
**Rose and Arrangement Show**  
Open to the public 1pm to 4:30pm

**Saturday, November 24th, 2007**  
Glendale Civic Center  
5750 West Glenn Drive  
Glendale, AZ 85301-2559

What a great way to start the Holiday Season! Join us at our new location and come to enjoy Arizona's beautiful Fall Rose Season. Over 40 Arrangements and hundreds of rose entries add up to thousands of blooms on display!

Talented Art Vendors will also be participating with the show by selling their ROSIE wares; everything from carvings to stained glass; from jewelry to clothing, paintings, etc. This is the opening weekend of Glendale Glitters. Come enjoy the fun, shuttles will be available for the public to and from park and ride lots.

Contact: Heidi Leavitt – Show Chairman  
Htrose3@cox.net  
602-971-0179

# 2007 All Arizona Rose Societies Annual Banquet and Rose Show Saturday, December 1, 2007

## Mesa Community College Elsner Library Community Room

Mark your calendar and purchase your tickets now for the Arizona Rose Societies Annual Banquet and Rose Show to be held on Saturday, December 1, 2007. This year's banquet will be hosted by the Mesa-East Valley Rose Society and will be held in the Library at Mesa Community College, which is located at the corner of Dobson Road and Southern Avenue in Mesa. Tickets are \$25 per person, and an Italian buffet will be provided.

This year's guest speaker will be **Clair Martin, Curator of Gardens at the Huntington Library and Gardens** in California. His presentation will be very informative and enjoyable. Following his presentation, annual awards will be presented to special Arizona rosarians who have served their societies and the community in promoting rose education and awareness.

Each ticket holder will be able to enter one (1) rose in the rose show. Special trophies will be awarded for the best entry in each class and the best entry in the show will receive "The David Guyton Award." Vases will be provided. The rose classes are as follows:

**Class 1: Hybrid Tea/Grandiflora**  
**Class 2: Floribunda**  
**Class 3: Miniature**  
**Class 4: Large Dried**

**Class 5: Miniature Dried**  
**Class 6: OGRs/Shrubs/Polyanthas**  
**Class 7: Fully Open and Climber**

### The timeline for the day is:

**10 a.m. Entries**  
**11 a.m. Social and Judging**  
**12 noon Luncheon and Program**


The deadline for purchasing tickets is Saturday, November 24, 2007. Tickets will be available at our November regular membership meeting or by contacting Marylou Coffman at (480) 926-3064. Checks should be made payable to "**The Arizona Rose Societies.**"

Please make every effort to attend and enjoy a pleasant afternoon of good rose fellowship!

### About Clair Martin:

Clair Martin has been the Curator of the Rose and Perennial Gardens at the Huntington Botanical Gardens for many years. He is also the author of *100 English Roses for the American Garden* and *100 Old Roses for the American Garden*, both excellent resource books on David Austin and antique roses. Clair was instrumental in assisting in the establishment of the Austin roses when they were first introduced into commerce.

Clair also started and organizes the Great Rosarians of the World Annual Lecture Series, whose honorees have included Ralph Moore, Peter Harkness, right, and British authors and photographers, Roger Phillips and Martyn Rix. This event draws rosarians from around the world and is held in January at the Huntington Botanical Garden and Museum.



Peter Harkness, British Author and hybridizer, joins Clair Martin, rt.

## Horizon Roses 2007

Bob Martin will discuss these and many other roses from the world's top hybridizers. In addition to his presentation, consider the purchase of this year's **Horizon Roses**.

Reviews of America's newest Exhibition roses, compiled annually by regional editors and reporters from around the country. Published for over thirty years by Bill McMahon, this 80+ page booklet has now passed to Bob Martin for final editing and publishing. Comments generally cover the first five years following a rose's introduction. The 1618 reports are for Hybrid Teas, Grandifloras, Floribundas, Miniatures and Minifloras. **Copies are available from Bob Martin directly or by mail from Johnny Premeaux, 700 Westbury, Orange, TX 77630, for \$10.** All profits go the Shreveport ARS/Horizon Gardens.

### New roses available from [Rosemania.com](http://Rosemania.com):

**Aberlady.** A small quaint town on the East Coast of Scotland. Deep yellow miniflora by Robbie Tucker, showing lightly quilled petals.

**Caledonia:** The very old Roman name for the area now called Scotland. Very pale yellow, almost white, plant grows to 4' high and is a prolific bloomer.

**Bonnie Sky.** Taken from the Scot saying for the Isle of Skye, northwest of the mainland. The word "Bonnie" means "beautiful". No photo is available yet, but this extremely **fragrant miniflora** pink with some orange undertones. It is the first of a series of fragrant minifloras from Robbie.

**Unbridled.** New from hybridizer, David Clemons. David's roses are among the best of exhibition roses and this one should be no exception. December shipping is already sold out!

**Visit [Rosemania.com](http://Rosemania.com) for these and LOTS other great roses!**



## Rose Care For November

By Dona Martin

Our roses have started their recovery from summer stress. And now going into our show season, we will continue to have mild days and cool nights, just perfect for great bloom formation. For many varieties, the blooms are better in the Fall because the temperatures are getting lower as the bloom matures, allowing it to mature more slowly.

This is the month to enjoy the best blooms of the fall in our area. It is a time to be attentive to fall care to maximize these blooms, help them last through the holidays and be prepared for spring.

**Watering:** If you flood irrigate, you can probably get by with watering once a week now. If you use drip irrigation, water twice a week, three to four gallons each time. Pots still need water every third day.

**Fertilizing:** We still fertilize heavily the first 15 days of the month, then give a light shot around Thanksgiving to finish out the fertilizing season.

This year we are fertilizing with fish emulsion at a rate of one tablespoon per gallon of water, with one gallon applied to large rose bushes and 1/2 gallon to miniatures. Fish emulsion will improve the size and color of the blooms. Our favorite kind is Safer brand, as it has less fish oil in it and so is less offensive. Since we exhibit, we first applied it on October 20th, again on the 27th and November 3rd, with a final 1/2 rate application approximately Nov. 18th. Alternatively, you can continue using water soluble (e.g., MiracleGro, Magnum

Grow, or Grow More) or granular products (Organo or Bandini Rose Foods) and just fertilize in early November. Don't forget to water both before and after fertilization. We also add Response and Messenger to foliar applications.

**Spraying:** With the warm days and cool nights, there is a good chance of mildew returning. Spray fungicide to prevent mildew. As exhibitors, we like to spray buds 2-3 times per week to keep thrips under control before the shows. Use Orthene, Talstar or Conserve. These can be mixed per label directions and applied with a hand sprayer, spritzing just the buds. A two gallon pump sprayer is more efficient for larger gardens.

**Planting:** This is a great time to plant potted roses. Our temperate climate allows the root systems to become established during the winter, giving them a substantial jump on the spring growing season. These are available at some local nurseries, most notably Berridge Nursery of Phoenix and some garden centers. Out-of-state nurseries who will ship potted roses include K & M Roses (Jim Mills), Cool Roses, Kimbrew-Walter Roses and Ashdown Roses. Some of the suppliers of roses budded on to 'Fortuniana' understock, including those mentioned above, have potted stock available and should also be given orders now for January and early to mid February shipping. There is a wide selection of varieties, including floribundas and miniatures, climbers and antique roses, now available on 'fortuniana,' not just hybrid teas. All are shipped in one or two gallon pots. The printed list of bare root roses to be available in January from Berridge Nursery is usually available in November as well. Meanwhile, you could work on your new planting areas now before the holidays and before your next roses show up.



## MEVRS Holiday Banquet 2007 Wednesday, December 5th

Please join us!

**Climb Christmas Mountain with its 500,000 lights,  
relax on the shores of Val Vista Lakes, celebrate  
the joys of the season.**

**Catered Dinner and Entertainment  
In the main ballroom of the VVL Clubhouse  
1800 East Lakeside Drive, Gilbert  
NE Corner of Val Vista and Lakeside Drives**

**\$15 per person**

**Tickets available at  
the meeting, the rose  
show or from Dona  
Martin and Cheryl  
Doan**

**Reserve yours  
now!**



# Mesa—East Valley Rose Society

You or your recipient will receive our monthly 8-12 page newsletter, local nursery discounts and more. **Membership is \$20, due June 1 of each year.** This is for a single or family unit living at the same address. New members joining after September pay \$5 per quarter, from quarter joining through the following May, payable in full at month of joining. Please bring your completed application and payment (please make check payable to **MEVRS**) to a meeting or mail to:

**MEVRS/Membership, P.O. Box 40394, Mesa, AZ 85274-0394**

Date \_\_\_\_\_ New \_\_\_\_\_ **\*Gift\*** \_\_\_\_\_ Renewal \_\_\_\_\_ Amount Paid \_\_\_\_\_  
 Cash \_\_\_\_\_ Check# \_\_\_\_\_

Names: \_\_\_\_\_

Address \_\_\_\_\_

City \_\_\_\_\_ State \_\_\_\_\_ Zip \_\_\_\_\_

Phone ( \_\_\_\_\_ ) \_\_\_\_\_ **E-mail address** \_\_\_\_\_

**Yes! I would also like to join the national organization with which we are affiliated, the American Rose Society, for which I will receive the bi-monthly *American Rose* magazine, the December *American Rose Annual*, the "Handbook For Selecting Roses" and more! I am including in my check an additional amount of \$49.00 (Seniors \$46.00) for a one year membership.**

**As a new member, you will also receive a FREE miniature rose from Nor'East Miniatures!**

## Standing Committees

Auction Chairman.....Cheryl Doan .....480-838-4062  
 Audit..... Judy Tolbert  
 Historian..... Evelyn Gannon .....480-857-3090  
 Hospitality.....Terri Sovereign.....480-892-0972  
 Librarian .....Alice Flick .....480-839-4563  
 Membership .....Donna Dibble.....480-380-4592  
 New Member Orientation Dave Dibble, Asst. ....480-380-4592  
 Newsletter, Editor .....Dona Martin.....480-807-3475  
 Member Emails.....Madge Thomas .....480-834-1130  
 MCC Test Garden .....LeRoy Brady .....480-962-9603  
 .....Marylou Coffman .....480-926-3064  
 .....Dave Presley.....480-699-6562  
 Publicity Team.....Member volunteers  
 Rose Garden Volunteers..Carol Poe .....480-895-7793  
 Rose Show Chairman.....Marylou Coffman .....480-926-3064  
 Ways & Means.....Mike Jepsen.....602-312-1813  
 .....Bruce Gannon .....480-857-3090  
 Web site.....Corinne Geertsen.....480-649-9822

## Consulting Rosarians

Larry Bell\* (Ahwatukee Foothills).....480-706-9667  
 Helen Baird\*(NPhx, Scotsdale).....602-953-0279  
 LeRoy Brady\* (Mesa) .....480-962-9603  
 Jeannie Cochell (NE Valley)jcochell@cox.net .....602-493-0238  
 Marylou Coffman\* (Gilbert) .....480-926-3064  
 Phyllis Henslin (Mesa, Apache Jct.) .....480-807-3592  
 Millie Hisey\* (Apache Jct-winter) .....480-288-0472  
 Michael & Cindy Jepsen (Tempe) .....602-312-1813  
 Ken & Peggy Jones (West Phoenix) .....623-931-5004  
 Arveda Larson\* (Scottsdale).....602-953-3832  
 Terry\* & Heidi\* Leavitt (Phoenix).....602-971-0179  
 Dave\* & Gerry\* Mahoney (Glnl/Peoria) .....623-581-3756  
 Bob\* & Dona Martin (Mesa/Gilbert) .....480-807-3475  
 Nelson Mitchell\* (Peoria).....623-412-1586  
 Steve Sheard (Tempe, Chandler).....480-831-2609  
 John F. Green (Tucson) .....520-795-2964  
 Margaret "Peggy" A. Hughes (Prescott).....928-541-0265  
 Cathy Rose (Tucson).....520-722-0010  
 Terry Schick (Flagstaff).....928-853-0653  
 Liz Strong (Tucson)Lizzie441@comcast.net..... 520-797-7890  
 Terry Swartz\* (Tucson).....520-623-8285

**\*ARS Judge**

Meetings are held at 7:00 pm on the 2nd Thursday of each month at  
**Mesa Community College:**  
**Paul Elsner Library Community Room**  
1833 W. Southern Ave., Mesa, AZ  
**New Member Orientation at 6:30 pm**

## Calendar of Events

**November 8th - "Best New Roses For 2008" by PowerPoint presentation by Bob Martin. Also, staging demonstration for show blooms.**

**November 17th - "Literature & Roses" 51st Annual Rose and Arrangement Show at Mesa Community College Kirk Student Center.**

**November 24th - Rose Show for West Valley Rose Society, Glendale Convention Center (see page 7)**

**December 1st - Annual All Arizona Banquet and Rose Show, held at Mesa Community College, with speaker Clair Martin, curator of Huntington Botanical Garden. Tickets for purchase.**

**December 5th - MEVRS Holiday Dinner & Entertainment at Val Vista Lakes Clubhouse! The must attend event of the year!**



*The Rose:  
Our National  
Floral Emblem*

*All articles for the newsletter must be submitted to the Editor by the 20th of each month.*

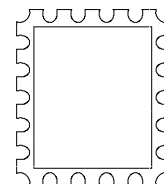
### *Mesa-East Valley Rose Society*

#### **Executive Officers**

President	Dona Martin
1st Vice President	LeRoy Brady
2nd Vice-President	Donna Dibble
Recording Secretary	Pam Thuillez
Corresponding Secretary	Marylou Coffman
Treasurer	Alta Russell
Past-President	Steve Sheard

### *Rose Lore*

Dona L. Martin, Editor  
Mesa-East Valley Rose Society Inc.  
PO Box 40394  
Mesa, AZ 85274-0394



#### **Board of Directors**

Cheryl Doan  
Bruce Gannon  
Evelyn Gannon  
Phyllis Humphry  
Madge Thomas

**Check out our**

**ARS Award Winning website:**

**[www.roses4az-mevrs.org](http://www.roses4az-mevrs.org)**

---

*Developers of  
The Rose Garden at Mesa Community College,  
the largest public rose garden in  
the Desert Southwest!*