



Rose Lore



Volume 2 Number 10

Bulletin for the Mesa-East Valley Rose Society

December 2019

Mary Van Vlack, Editor

Contents

- Page 1 – Holiday Party
- Page 1– President’s Letter
- Page 2 – Revitalize the Garden
- Page 3 – Rose Auction
- Page 3 – Garden Tour
- Page 4 – MEVRS Show Results
- Page 9 – December Gardening
- Page 10 – Arizona Banquet
- Page 11 – CR School
- Page 12 Propagating Roses
- Page 15 – Calendar
- Page 16 – Join ARS

Officers & Board

- Pres – LeRoy Brady
- VP-Programs - Maggie Holloway
- Treasurer - Bud Morrison
- Membership - Carole Holkenbrink
- Recording Secretary - Yvonne Morrison
- Corresponding Secretary - Cathy Thiel
- Members at-large:
 - Helen Baird
 - Cheryl Doan
 - Linda Ahlborn
 - Lynn Twitchell (past president)
 - James Racinowski

MESA EAST VALLY ROSE SOCIETY ANNUAL HOLIDAY PARTY!

Instead of our regular meeting, on December 12 we will be gathering for our Holiday Dinner from 6 to 9 pm at the clubhouse at Val Vista Lakes. Please don't come to Mesa Community College on December 12, expecting our regular meeting. Dinner will begin at 6:15 and will be a potluck with roast turkey and ham provided as the main dish.

Members with last name starting with A – H should bring a side dish, J – P, a salad, and R – Z, a dessert. There will be an optional gift exchange with wrapped gifts valued at no more than \$20. There will be no boat rides this year.



PRESIDENT’S LETTER

By Leroy Brady

A great big thank you to our Mesa East Valley Rose Society members who so diligently performed the multitude of tasks and made the 2019 Rose Show a success. A thank you also to the exhibitors that came from near and far with roses to enter and make the show a success. Also, to our show chairs who worked so hard to make everything go smoothly.

We are now looking forward to our annual potluck dinner at the Val Vista Lakes . The location and details are in this Rose Lore.

Now is the time to survey your roses and decide those that you may want to donate to the Rose Auction in February, those that you want to replace with something new. I like to plant roses in my garden in December and January to give the plants the best chance for becoming established and surviving the summer.

I want to wish you a Merry Christmas and a Happy New Year! My hope is a new year with new roses to enjoy in your garden.

MCC ROSE GARDEN REVITALIZE THE ROSE GARDEN

BY STEVE SHEARD



Join us at the **MCC Rose Garden** as we revitalize and prune the garden for the spring! The MCC Rose Garden, a partnership between Mesa-East Valley Rose Society, City of Mesa, and the Mesa Community College is the largest public rose garden in the desert southwest and is the only significant public rose garden begun since 1974. The garden provides a beautiful setting for students and the public to enjoy our nation's national flower-the rose.

Volunteers are needed for a large scale pruning event on Saturday, January 18th, 2020. Winter pruning will stimulate new growth and promote a spring burst of rose buds. This is a city-wide volunteer event where hundreds of volunteers are needed! Families, friends, faith-based groups, clubs and service organizations are welcome! Rose bushes will be raffled off for participating volunteers to take home at the conclusion of the pruning.

If you know what you are doing, then I need you to help lead a group of new volunteers.

If you are new and need pruning practice, then this is a good place to gather it.

If you do not know what to do, then you should definitely come as we will show you how and then you can practice on our bushes before going home to yours.

Be sure to sign in at [Revitalize the Rose Garden](#) so we will know how many people are coming



When: Saturday, January 18th, 2020

- Volunteer check-in will begin at 7:30am.
- Pruning starts at 8:00am.
- Anticipated event end time is 11:00am.

Where: MCC Rose Garden 1833 W Southern Ave,
Mesa, AZ 85202

Additional Information:

- Volunteers must be 13 or older. All volunteers must wear closed-toed shoes, long pants and a long sleeved shirt. Volunteers are encouraged to bring their own gloves and pruners, if available.

Questions? Please contact Steve Sheard at 602-334-7483 or stevezroses@yahoo.com

Date: 01/18/2020 (Sat.)

Location: 1833 W Southern Ave, Mesa, AZ 85202



MEVRS ANNUAL ROSE AUCTION

The date for our annual rose auction is February 8, 2020, which is different from previous years. We want to get away from Super Bowl Sunday weekend and also have time for the roses develop more fully before the auction. We need donations of roses if anyone has roses they are looking to remove from their garden. So “save the date” and watch for the rose list as it develops in January and February!

ROSE GARDEN TOUR 2020

Mark your calendar. On Sunday afternoon, April 19, 2020, the MEVRS will be sponsoring a tour of four members’ rose gardens. More information will be forthcoming on locations and how and where to purchase tickets.

**ROSE SHOW RESULTS
MESA-EAST VALLEY ROSE SOCIETY
63rd ANNUAL ROSE
HORTICULTURE, ARRANGEMENT AND PHOTOGRAPHY SHOW**


Roses in the Land of Fairy Tales

Saturday, November 16, 2019

**Mesa Community College
Library, Room 145
1833 West Southern Avenue
Mesa, Arizona 85234**

Horticulture Entries

Award	Rose	Exhibitor	Class
Hi-Lo	Ring of Fire/Powerhouse	Lou & Diane Pavlovich	Class 1
Rose Bowl- Miniature or Miniflora	Baldo Villegas	Lou & Diane Pavlovich	Class 5
English Box- Large Flower	Mr. Caleb	Hal Reynolds	Class 6
English Box- Miniature & Miniflora	Baldo Villegas	Lou & Diane Pavlovich	Class 8
Artist's Palette- Large Flower	Variety	Lou & Diane Pavlovich	Class 10
Picture Frame- Floribunda	Doris Day	Mary Van Vlack	Class 13
Picture Frame- Miniature & Miniflora	Neon Cowboy	Bill & Candy Sheperd	Class 14
Cycle of Bloom-Large Flower	Secret	Rita Labeledz	Class 15

Cycle of Bloom-Miniature & Miniflora	Pink Sunblaze	Maggie Holloway	Class 16
End of Trail-Large Flower	Black Magic	Lou & Diane Pavlovich	Class 17
			
Queen of Show	Ring of Fire	Lou & Diane Pavlovich	Class 19
King of Show	Sunstruck	Lou & Diane Pavlovich	Class 19
Princess of Show	Cajun Sunrise	Mary Van Vlack	Class 19
Court of Honor	Sunny Sunday	Hal Reynolds	Class 19
Court of Honor	Neptune	Lou & Diane Pavlovich	Class 19
Court of Honor	Paradise Found	Lou & Diane Pavlovich	Class 19
Court of Honor	Gemini	Lou & Diane Pavlovich	Class 19
Court of Honor	Black Magic	Lou & Diane Pavlovich	Class 19
Collection of three Hybrid Teas or Grandiflora	Ring of Fire	Lou & Diane Pavlovich	Class 20
One Spray-Hybrid Teas or Grandiflora	South Africa	Rita Labeledz	Class 21
One Fully Open Bloom-Hybrid Tea or Grandiflora	Fragrant Cloud	Rita Labeledz	Class 22
Most Fragrant Modern Rose	Neptune	Rita Labeledz	Class 24
One Floribunda Bloom	Scentimental	Bud Morrison	Class 25

Three Sprays-Floribundas	White Licorice	Hal Reynolds	Class 26
King of Floribunda - One Floribunda spray	Lady of the Dawn	Bill & Candy Sheperd	Class 27
Queen of Floribundas - One Floribunda spray	Cinco de Mayo	Mike Jepsen	Class 27
One Fully Open Bloom-Floribunda Polyantha Spray	Frida Kahlo	Mike Jepsen	Class 29
Three Polyantha Sprays	Anda	Mike Jepsen	Class 31
King of Shrubs	Morsdag Alba	Hal Reynods	Class 32
Queen of Shrubs	Quietness	Mary Van Vlack	Class 33
Princess of Shrubs	Flower Girl	Mike Jepsen	Class 33
Modern Shrub Bloom	Darcey Bussell	Rita Labedz	Class 33
Single Bloom (4-8 Petals)	Gentle Hermione	Carla Roberts	Class 35
Single Bloom Spray	Dainty Bess	Yvonne Morrison	Class 40
Dowager Queen- prior to 1867	Cappa Magna	Hal Reynolds	Class 41
King of the Miniatures	Green Rose	Lynn Twitchell	Class 43
Court of Honor- Miniature	Alyshebak	Hal Reynolds	Class 47
Queen of the Miniatures	Glowing Amber	Hal Reynolds	Class 47
Princess of the Miniatures	Joy	Lou & Diane Pavlovich	Class 47
	The Lighthouse	Mike Jepsen	Class 47

Prince of the Miniatures- One Miniature Spray	Green Ice	Mike Jepsen	Class 48
Miniature collection of three blooms	Alyshebah	Hal Reynolds	Class 49
One Fully Open Miniature- except singles	Green Ice	Hal Reynolds	Class 52
Micro-miniature Bloom	Elfinglo	Hal Reynolds	Class 53
Micro-miniature Spray	Elfinglo	Mike Jepsen	Class 54
Decorative Miniature	Teddy Bear	Hal Reynolds	Class 55
Princess of the Miniflora	Tammy Clemons	Hal Reynolds	Class 56
Court of Honor-Miniflora	Buttercream	Hal Reynolds	Class 56
Queen of the Miniflora	Powerhouse	Lou & Diane Pavlovich	Class 56
King of the Miniflora	Baldo Villegas	Lou & Diane Pavlovich	Class 56
Court of Honor-Miniflora	Power Point	Lou & Diane Pavlovich	Class 56
Court of Honor-Miniflora	Dr. John Dickman	Lou & Diane Pavlovich	Class 56
Three Miniflora Blooms	Buttercream	Hal Reynolds	Class 58
Best Novice-Horticulture	Grace	Karissa Kelley	Class 62
Best Youth-Horticulture	Parade Pose	Kayleen Kelley	Class 63

Arrangements

Personal Adornment Award	Helen Baird	Section H
Mini-Royalty Award	Lauren Toth	Section I
Mini-Artist's Award	Judy Hudgeons	Section J
Oriental Manner Award	Mary Lou Coffman	Section B
Artist Award	Jim Anderson	Section C
Princess Award	Lauren Toth	Section D
Duchess Award	Lauren Toth	Section E
Duke Award	Jim Anderson	Section F
Miniature Oriental Award	Jim Anderson	Section K
Mini Duchess Award	Judy Hudgeons	Section M
Standard Medal-Gold	Jim Anderson	
Mini Medal-Gold	Jim Anderson	
Mini Medal-Bronze	Jim Anderson	
Standard Medal-Silver	Lauren Toth	
Standard Medal-Bronze	Lauren Toth	
Mini Medal-Silver	Lauren Toth	



Photography

Photography-The Rose	Mary Van Vlack	Photography-Best in Section B Best in Show
Photography-The Rose Garden	Mary Van Vlack	Photography-Best in Section E



DECEMBER IN THE ROSE GARDEN

BY MARY VAN VLACK



December can be a very easy month in the rose garden – if you want it to be. Often, we are so busy with holiday parties and special events, gift shopping, visiting with family and friends, and cooking special treats for all occasions that we don't have much time for garden work. Still, your roses will be happy to see you when you have time.

Pay attention. This is just a great month for roses. The cool weather means that the buds open more slowly, producing larger flowers, often the largest flowers we see all year. Share flowers with friends and neighbors and include many in your holiday décor, not just the red ones. It truly is time to enjoy the lovely fruits of your labor.

Water matters. You can reduce your watering again. If there are adequate rains, you can skip those weeks altogether. Be sure to check the soil, though, and water deeply if it begins to dry out.

Deadhead your roses. Keep your garden clean, with spent blooms removed, weeds pulled, and debris cleared away. A clean rose garden provides a healthier environment for the plants without all the breeding ground for pests and diseases and is much prettier than a messy, grassy, weed-choked garden.

Fertilize. Do not fertilize in December. Give it a rest until your roses leaf out in the spring.

Pests and disease. Usually these are much less of a problem in December. If you have mildew, it is really too late to treat for it effectively this year. Do make note of which plants have the most trouble with mildew so you can give them preventative treatment in the spring. Another disease, botrytis blight, often shows up in December, especially if we have rain. This is similar to the "Noble Rot" that affects grapes, creating those sweet and intensely flavored dessert wines. Signs of the blight include red or pink freckles on light-colored roses and moldy gray, black or brown blooms. Remove and throw in the garbage any affected blooms – do not compost them.

Planting. The best planting weather has begun, although many of us find we don't have time for it until after the holidays. This is a good time to move roses to new locations and to repot container roses. Weak and non-performing plants can be removed and replaced – now is the time for tough love since the costs of water, fertilizer and sprays, and labor are better invested in young, healthy plants than in old weaklings.



Bare root roses usually arrive at Berridge Nursery in December and some mail-order nurseries will ship in late December, although David Austin US does not begin shipping their bare-root plants until January. These, of course, should be planted immediately upon arrival for the best results. Roses in pots, which are more widely available, can be planted anytime, some folks argue. But I like to give them plenty of time to put down roots before the summer scorch begins, so I prefer to plant container roses from November to Valentine's Day.



Crimson Showers, photo by Mary Van Vlack

Bare root roses should be soaked for up to 24 hours upon arriving in your home. Fill a 6-gallon bucket with water and add Vitamin B or a few drops of SuperThrive, then immerse the plant in the water. The canes will probably need pruning to the next outside bud and any broken roots and the tips of the roots should also be trimmed. Dig a hole that is more than large enough to accommodate the roots without bending or crushing. It should also be a couple of inches deeper than the roots require. In the bottom of the hole place a handful of sulfur and mix it around. Then add a handful of Sodium Triple Phosphate, placing it all together in a corner of the hole. Then add a soil amendment or compost to cover these additions and make a little pyramid in the middle of the hole to support the roots. Place the roots around the pyramid and then fill the hole with a mixture of soil from the hole and soil amendment or compost, packing to fill any large air spaces. Water well and water regularly to support new growth. Don't let the soil around this new plant dry out.

Most of all, in December enjoy the holidays and the roses and don't get stressed!

ARIZONA ROSE SOCIETIES BANQUET



The Arizona Rose Societies members gathered in Tucson this year at the Hacienda del Sol for their annual luncheon. Several members of MEVRS were honored in various ways on December 7. Among the class winners in the small rose show was Cindy Jepson for Margo Koster in the Floribunda/Polyantha class; Bill Sheperd won the David Guyton award for best horticultural entry in the show. Mary Van Vlack received the Paul L. Wright Consulting Rosarian Award. Cathy Thiel received the Rosebud Award for MEVRS from award founder and MEVRS member Joe Salazar.

Consulting Rosarian School/Seminar



Sponsored by the Phoenix Rose Society

Event Date: Saturday February 22, 2020

Time: 8:00 a.m. until 12:55 p.m. CR exam to follow

\$25 Registration

fee includes continental breakfast and lunch

**Emmanuel Presbyterian Church
3839 East Shea Blvd, Phoenix, AZ 85028**

For more information contact:

Gerry Mahoney for registration @ xrose3@cox.net or 602-616-3137

For Candidate Forms or technical information:

Dave Mahoney space.man@cox.net or 602-570-9105

This event is for everyone! Existing Consulting Rosarians may receive Four Continuing Education Credits

CONSULTING ROSARIAN SCHOOL

Sponsored by the Phoenix Rose Society

Saturday, February 22, 2020

Emmanuel Presbyterian Church

3839 East Shea Blvd, Phoenix, AZ 85028

This event is open to all Rose Society Members Current CR's receive four (4) hours of continuing education credit for all sessions. Those who are not CR's are also invited to audit the School.

Those wishing to become Consulting Rosarians must complete a Candidate Form by **February 7, 2020 and send to Tom Cooney @ Pswdcr@att.net** Contact Dave Mahoney at space.man@cox.net for a form.

Send \$25.00 by **February 14, 2020**, to Gerry Mahoney, 4820 West Wescott Drive, Glendale, AZ 85308 to reserve a space. Registration includes a continental breakfast and lunch.

Make checks payable to the **Phoenix Rose Society**

Name _____

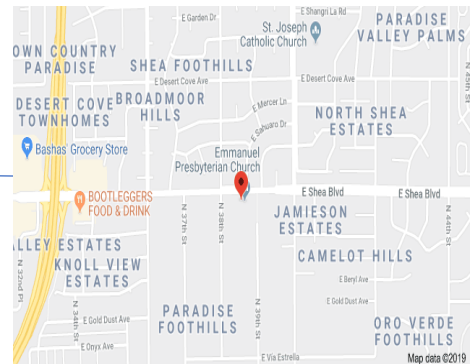
Street address, City, and zip _____

Phone # _____ e-mail address _____

Current CR Yes__ No__

Cut Here

CR School Location Map



Agenda

Start	End	Time	Item	Speaker
8:00 AM	8:10 AM	0:10	Welcome	Gerry Mahoney, MR
8:10 AM	8:35 AM	0:25	CR Ethics and Mission	Tom Cooney, MR
8:35 AM	9:30 AM	0:55	Chemical Safety	Dave Mahoney, MR
9:30 AM	9:40 AM	0:10	Break	
9:40 AM	10:35 AM	0:55	Fertilizers	Terry Swartz
10:35 AM	11:30 AM	0:55	Soils and Water	Steve Sheard, MR
11:30 AM	12:00 PM	0:30	Lunch	
12:00 PM	12:55 PM	0:55	Integrated Pest Management Insects and Diseases	Kathy Monge, MR
12:55 PM	1:10 PM	0:15	Break	
1:10 PM	2:30 PM	80	CR Exam	Tom Cooney, MR

PROPAGATING ROSES THROUGH CUTTINGS

STEVE SHEARD, MASTER CONSULTING ROSARIAN

Do you have a favorite rose bush you would like to duplicate?

Does your grandmother have a rose you would like to grow in your yard?

Do you enjoy experimenting just to see if you can get a cutting to grow?

This is the right time of year to do it. Right before you winter prune, is ideal.

Supplies:

1 gallon pot

Potting soil (some persons use a mixture of 50% Perlite & 50% Vermiculite). I like potting soil with some perlite mixed into it.

Rooting powder #8 (Contains Indole-3-Butyric Acid)

1 liter clear soda bottle

Tape & marker

Method:

Take a cutting from your rose bush. For best results use a stem that has just bloomed, about the thickness of a pencil, about 9" long. (Keep it sealed in a baggie in the fridge until you can use it)



Label your cutting with the name and today's date.

Cut the stem off $\frac{1}{4}$ " above the top leaflet.

Leave two sets of leaflets on the top. Trim these leaflets to half the size.


Remove all the lower leaflets and prickles.

Damage the bark on the lower end in 3 places for about $\frac{1}{2}$ ".





Dust the damaged bark with rooting powder.
Plant the cutting into the potting mix about 3" deep.
Cut the bottom off the soda pop bottle and place it over the cutting to create a mini green house.
Keep the soil damp by watering once a week.
Place in full shade.
When the bottle is full of leaves, introduce the new rose to the environment a little each day over a week.
Enjoy.



CALENDAR

DATE	EVENT	LOCATION	CONTACTS
Thurs Dec 12, 6 pm	MEVRS Holiday Party	Val Vista Lakes Clubhouse	Lynn Twichell
Sat, Jan 18, 2020, 8am	Revitalize the rose garden	MCC Rose Garden	Steve Sheard
Sat Feb 8, 2020	MEVRS Rose Auction	MCC	Ryan Regehr
Sat Feb 22, 2020	Consulting Rosarian School, Seminar	Emmanuel Presbyterian Church, Phoenix, AZ	Gerry Mahoney, xrose3@cox.net
Mar 14	Fair Friends Arrangements in Ventura I	Ventura CA	Hal Reynolds
Sat April 4	Rose Society of Glendale Rose Show	Sahuaro Ranch Park	
Sat April 11	Rose Society of Tucson Rose Show		
Sat April 18	Phoenix Rose Society Rose Show	Valley Garden Center	
April 24-26, 2020	PSWD Convention and Rose Show	Arcadia, CA	Pacific Rose Society
June 17-21, 2020	ARS 2020 National Convention and Rose Show	Hotel Elegante, Colorado Springs, CO	Diana Kilmer -951- 834- 2330 <a href="mailto:Originalsb
ydiana42@verizon.net">mailto:Originalsb ydiana42@verizon.net t

JOIN THE ARS!

MEMBERSHIP BENEFITS

- **5 issues of *American Rose* magazine, \$40 value.** The only magazine devoted exclusively to roses and rose culture, these bi-monthly, 84-page issues feature informative articles and beautiful color photography for beginners and experienced rose growers alike.
- **1 issue of *American Rose Annual*, \$15 value.** The November/December issue of *American Rose* features 128 pages of the latest in rose research, growing techniques and tips and more, from writers across the country and abroad.
- ***The Handbook for Selecting Roses*.** Every year, rosarians from across the country participate in rating the newest roses. From those thousands of reports, we tabulate the ratings and publish the results in this guide.
- **Free or reduced garden admissions, a \$25 value after just 3 uses.** With the ARS Reciprocal Garden Admission program, members enjoy free or reduced admission to and discounts at hundreds of gardens, conservatories, and arboreta nationwide.
- **Free online access to five quarterly bulletins, a \$45 value.** Previously available by subscription only, the *Mini/Miniflora Bulletin*, *Old Garden Rose & Shrub Journal*, *Singularly Beautiful Roses*, *Rose Arranger's Bulletin*, and *Rose Exhibitors' Forum* are all now available online at no cost to all ARS members.
- **Discounts of up to 30% at merchant partners.** The ARS Member Benefit Partner program offers discounts at various merchants with new partners being added continuously.
- **Free advice from Consulting Rosarians.** The ARS Consulting Rosarians program connects members with expert rosarians that provide free assistance with your rose questions.



MEMBER BENEFIT PARTNERS

- Angel Gardens**
10% discount
- Chamblee's Rose Nursery**
5% discount
- David Austin Roses**
10% discount
- GreenCure**
Free shipping
(on one container)
- Heirloom Roses**
10% discount
- High Country Roses**
10% discount
- KeyPlex**
\$2 off + \$2 donation to ARS
- Mitchell Nelson**
20% discount
- Pine Straw Direct**
5% discount
- Rogue Valley Roses**
10% discount
- Tijeras Rain Barrels**
30% discount
- Vintage Gardens**
10% discount
- Walnut Hill Farm**
5% discount
- Witherspoon Rose Culture**
FREE rosebush for NEW members (full membership only) & 10% discount

YES! PLEASE BEGIN MY MEMBERSHIP IMMEDIATELY!

Name: _____

*Joint Member's Name _____

Address: _____

City: _____ State: _____ Zip: _____

Phone: _____ *E-mail: _____

Local Society Affiliation: _____

Check MasterCard Visa Discover American Express

Card#: _____ Exp. Date: ____ / ____ V-Code: _____

Annual

- \$49 Individual
- \$62 Joint*
- \$46 Senior (65+)
- \$59 Senior Joint*
- \$54 Canadian
- \$67 Canadian Joint*
- \$10 Youth
- \$59 Foreign

2-year

- \$95 Individual
- \$117 Joint*
- \$89 Senior (65+)
- \$111 Senior Joint*
- \$105 Canadian
- \$127 Can. Joint*
- \$20 Youth
- \$115 Foreign

3-year

- \$140 Individual
- \$170 Joint*
- \$132 Senior (65+)
- \$162 Senior Joint*
- \$155 Canadian
- \$185 Canadian Joint*
- \$30 Youth
- \$170 Foreign

*Joint membership is an individual and one associate residing in the same household. Associates enjoy all the member benefits of ARS but do not receive *American Rose*.

Mail to: P O Box 30000, Shreveport, LA. 71130-0030

JOIN TODAY!

**A \$155+ VALUE
FOR ONLY \$49!**

Call 1-800-637-6534
or visit www.ars.org